

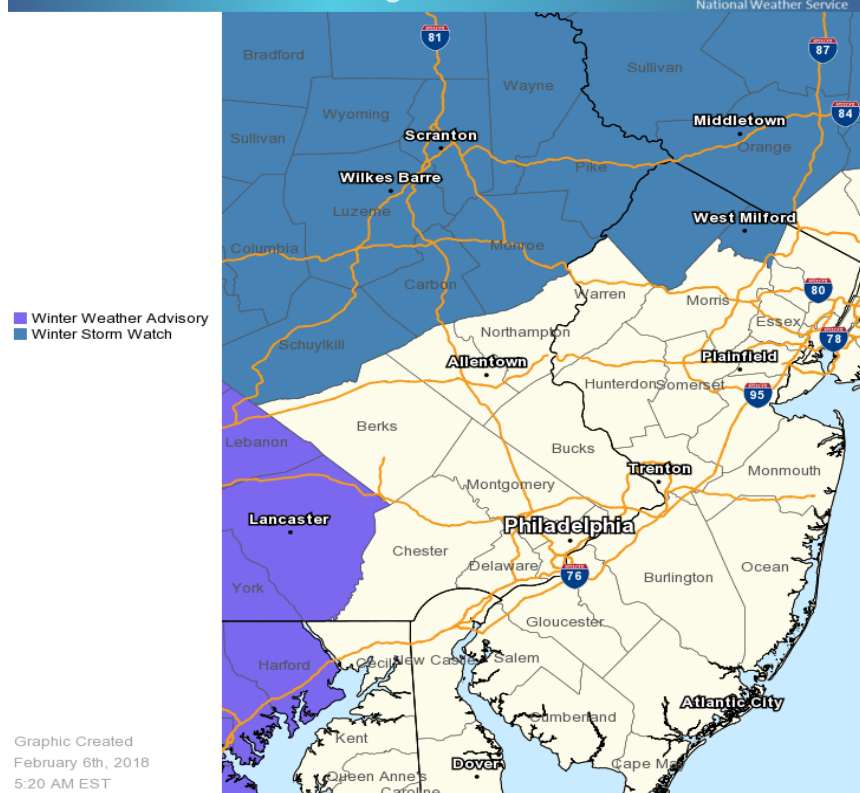
Snow and Ice on Wednesday

Decision Support Briefing # 2
As of 6:00 AM Tuesday, February 6, 2018





What Has Changed?

- ✓ *Slight adjustments to snow and ice totals*

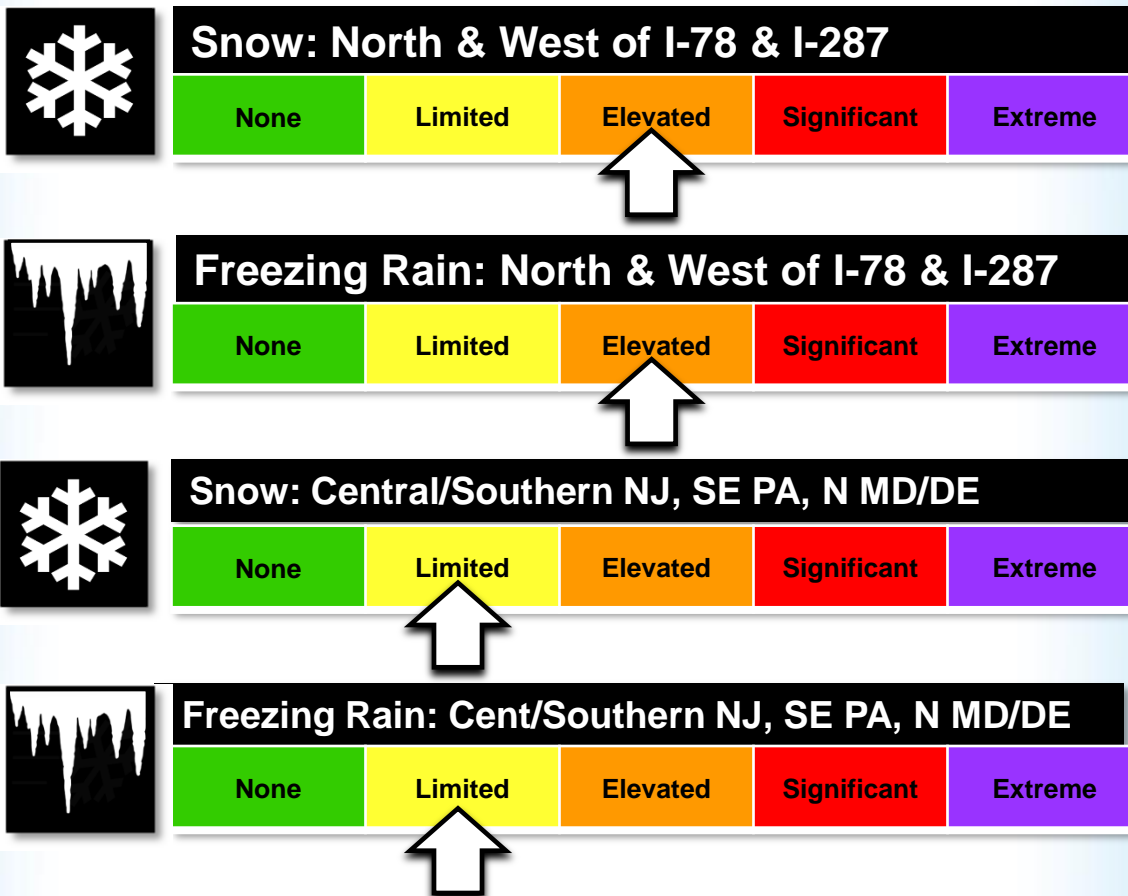
Winter Watches Warnings and Advisories



Main Points

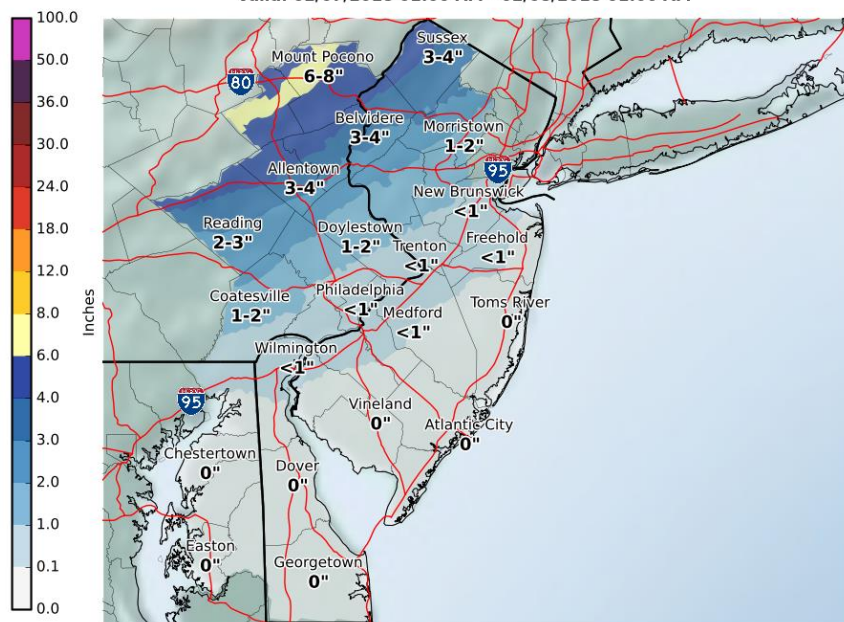
Hazard	Impacts	Location	Timing
Snow 	<p>Snow covered roads resulting in slippery conditions. Reduced visibilities. Moderate accumulations expected.</p>	<p>Eastern PA and Northern NJ (mainly north and west of I-78 and I-287)</p>	<p>Snow begins early Wednesday morning and continues into the afternoon. The heaviest snow may occur on Wednesday morning.</p>
Freezing Rain 	<p>Ice on roads resulting in slippery conditions. Slight buildup of ice on trees and power lines.</p>	<p>Eastern PA and Northern New Jersey (mainly north and west of I-78 and I-287)</p>	<p>Snow changes to sleet and freezing rain, then to all freezing rain late on Wednesday afternoon.</p>
Snow 	<p>Snow covered roads resulting in slippery conditions. Reduced visibilities. Light accumulations expected.</p>	<p>Southeast PA, central and southern NJ, and northern portions of the Delmarva</p>	<p>Light snow and sleet are expected early on Wednesday morning.</p>
Freezing Rain 	<p>Ice on roads resulting in slippery conditions.</p>	<p>Southeast PA, central and southern NJ, and northern portions of the Delmarva</p>	<p>Snow and sleet changes to freezing rain on Wednesday morning, then to all rain by Wednesday afternoon.</p>

Summary of Greatest Impacts



Expected Snowfall Accumulation

Expected Snowfall - Official NWS Forecast
Valid: 02/07/2018 01:00 AM - 02/08/2018 01:00 AM



National Weather Service
Mount Holly, NJ
02/06/2018 05:15 AM EST

Follow Us: [f](#) [t](#) [v](#)
weather.gov/phi/winter

Uncertainty in Snowfall Forecast:

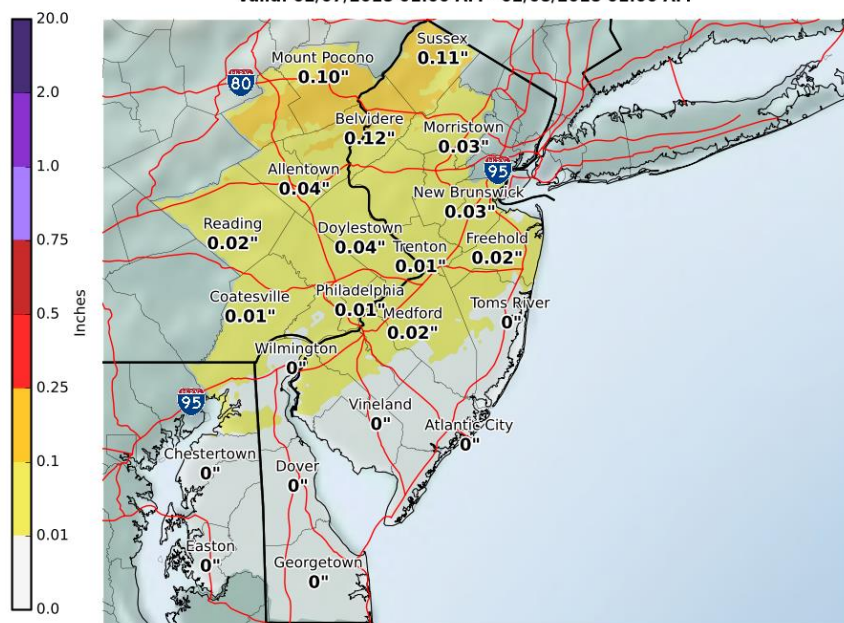
✓ Confidence is ... Moderate

Impacts	Extreme			
	Significant			
	Elevated		X	
	Limited			
	None			
		Low	Moderate	High
		Confidence		

Expected Ice Accumulation

Expected Ice Accumulation- Official NWS Forecast

Valid: 02/07/2018 01:00 AM - 02/08/2018 01:00 AM



National Weather Service
Mount Holly, NJ
02/06/2018 05:17 AM EST

Follow Us:



weather.gov/phi/winter

Uncertainty in Ice Forecast:

✓ Confidence is ... Moderate

Impacts	Extreme			
	Significant			
	Elevated		X	
	Limited			
	None			
		Low	Moderate	High
		Confidence		



Probabilistic Snowfall Forecast

Experimental Product

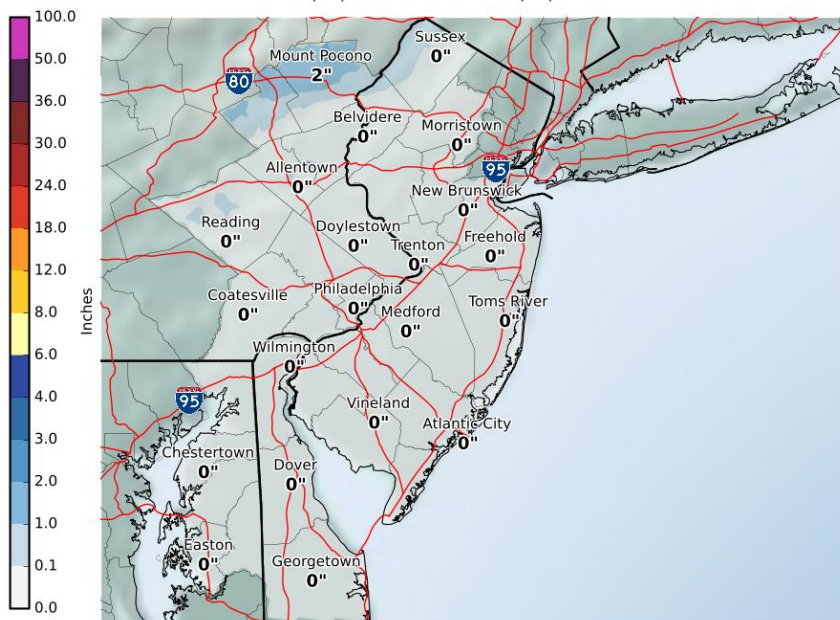
Low End Potential

9 in 10 (90%) Chance of Higher Snowfall Than Depicted Below

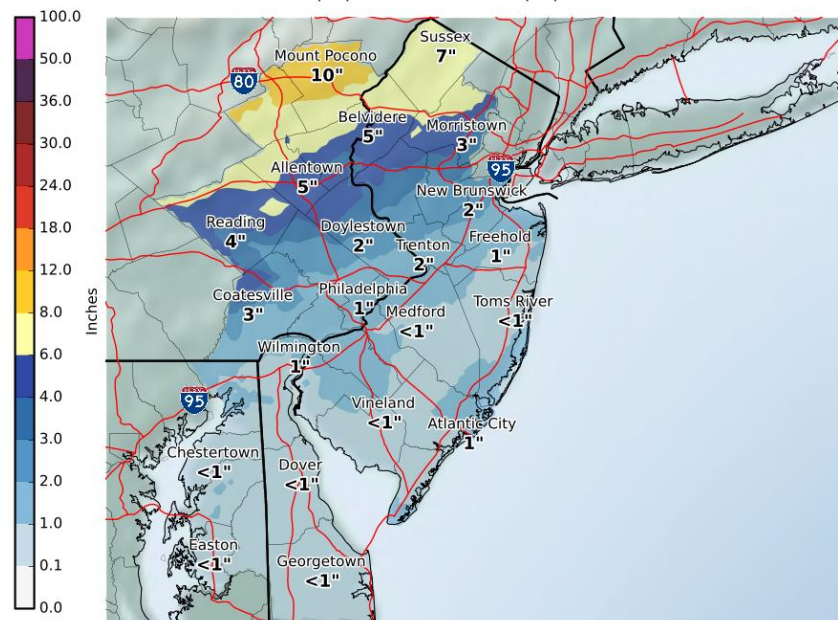
High End Potential

1 in 10 (10%) Chance of Higher Snowfall Than Depicted Below

Low End Amount - 9 in 10 Chance (90%) Of Higher Snowfall
Valid: 02/07/2018 01:00 AM - 02/08/2018 01:00 AM



High End Amount - 1 in 10 Chance (10%) Of Higher Snowfall
Valid: 02/07/2018 01:00 AM - 02/08/2018 01:00 AM



Event Summary

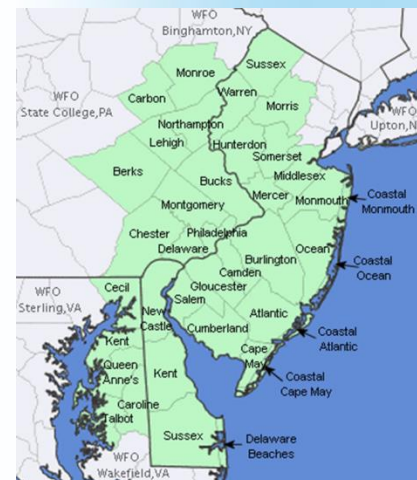
- ✓ A long duration snowfall for the Poconos and far northern NJ.
- ✓ The heaviest snow is expected to start early Wednesday morning and continue into the afternoon in the watch area. The timing could cause travel delays for both the Wednesday morning and Wednesday evening commute.
- ✓ Snow changes to sleet and freezing rain late Wednesday afternoon in the Poconos and far northern NJ.
- ✓ For central and southern NJ, southeast PA, and northern portions of the Delmarva: Snow changes quickly to sleet and freezing rain on Wednesday morning, then to all rain by midday Wednesday.
- ✓ Temperatures are forecast to rise above freezing Wednesday afternoon, especially south and east of I-78 and I-287.

Contact and Next Briefing Information



Next Briefing
When: 5 pm Tuesday, February 6, 2018

Briefing Webpage:
www.weather.gov/media/phi/current_briefing.pdf



Web:
www.weather.gov/phi



Phone (public):
(609) 261-6600



Facebook:
NWSMountHolly



Twitter:
@NWS_MountHolly

Disclaimer: The information contained within this briefing is time-sensitive; do not use after 6 am Wednesday, February 7, 2018